





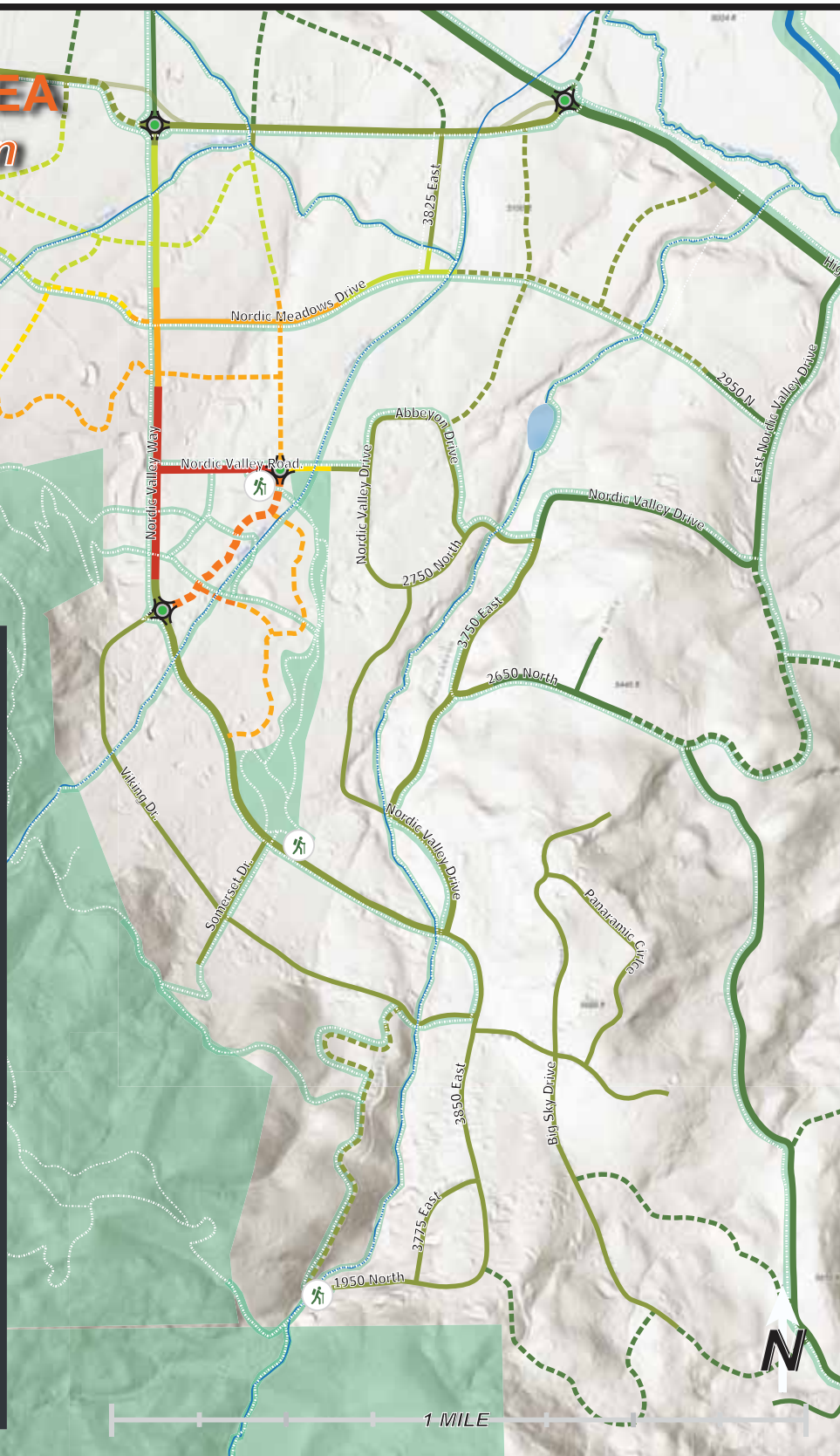
NORDIC VALLEY AREA Street Regulating Plan

STREET TYPES AND AMENITIES

-  **General Open Space**
TDR sending.
-  **Estate Lot Residential (ELR)**
Single-family lot as small as 3 acres. TDR sending.
-  **Rural Residential (RR)**
Single-family lot as small as 40,000 sq. ft. TDR sending in WWPA and receiving in OVPA.
-  **Large Lot Residential (LLR)**
Single-family lot as small as 20,000 sq. ft. TDR receiving.
-  **Medium-Large Lot Residential (MLLR)**
Single-family lot as small as 12,500 sq. ft. TDR receiving.
-  **Medium Lot Residential (MLR)**
Single-family lot as small as 8,000 sq. ft. TDR receiving.
-  **Small Lot Residential (SLR)**
Up to four-family lot as small as 3,000 sq. ft. TDR receiving.
-  **Multi-Family Residential (MFR)**
Multi-family lot, height restrictions, no lot minimum. TDR receiving.
-  **Mixed-Use Commercial (MUC)**
Commercial at street level, multifamily and other uses above and behind, height restrictions, no lot minimum. TDR receiving.
-  **Vehicle Oriented Commercial (VOC)**
Same as MUC with special considerations for vehicle-oriented uses. TDR receiving.
-  **Government/Institutional (G/I)**
Same as VOC with special considerations for government and institutional uses. TDR receiving.
-  **Limited Access Arterial or Collector Street**
Access to street generally restricted to planned intersections.
-  **Trails**
Required trails.
-  **Roundabout**
Street roundabout.

COMMUNITY FEATURES

-  **Long-Term Open Space**
-  **Park**
-  **Trailhead**
-  **Water Body**



1 MILE

