















WEST WEBER VILLAGE

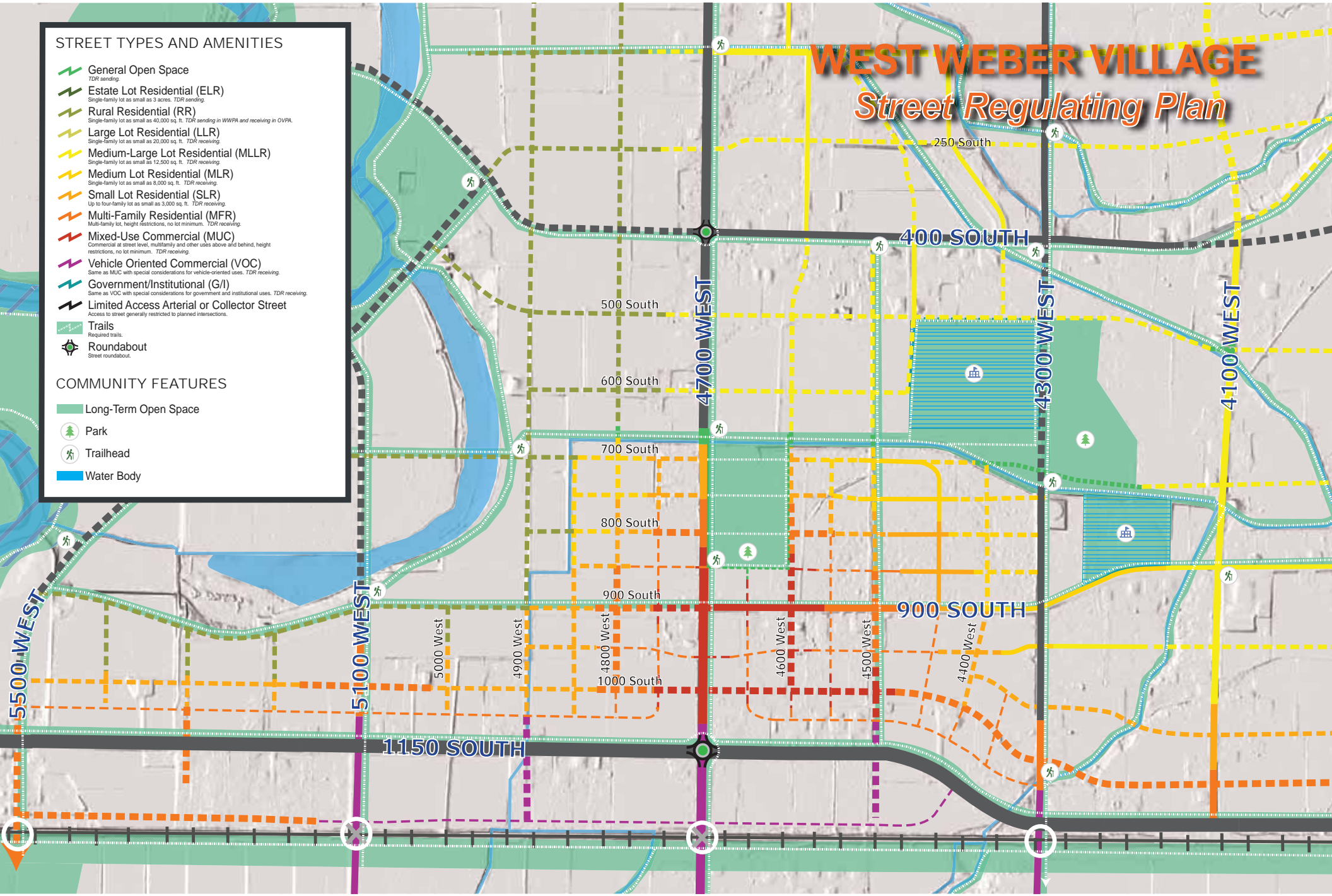
Street Regulating Plan

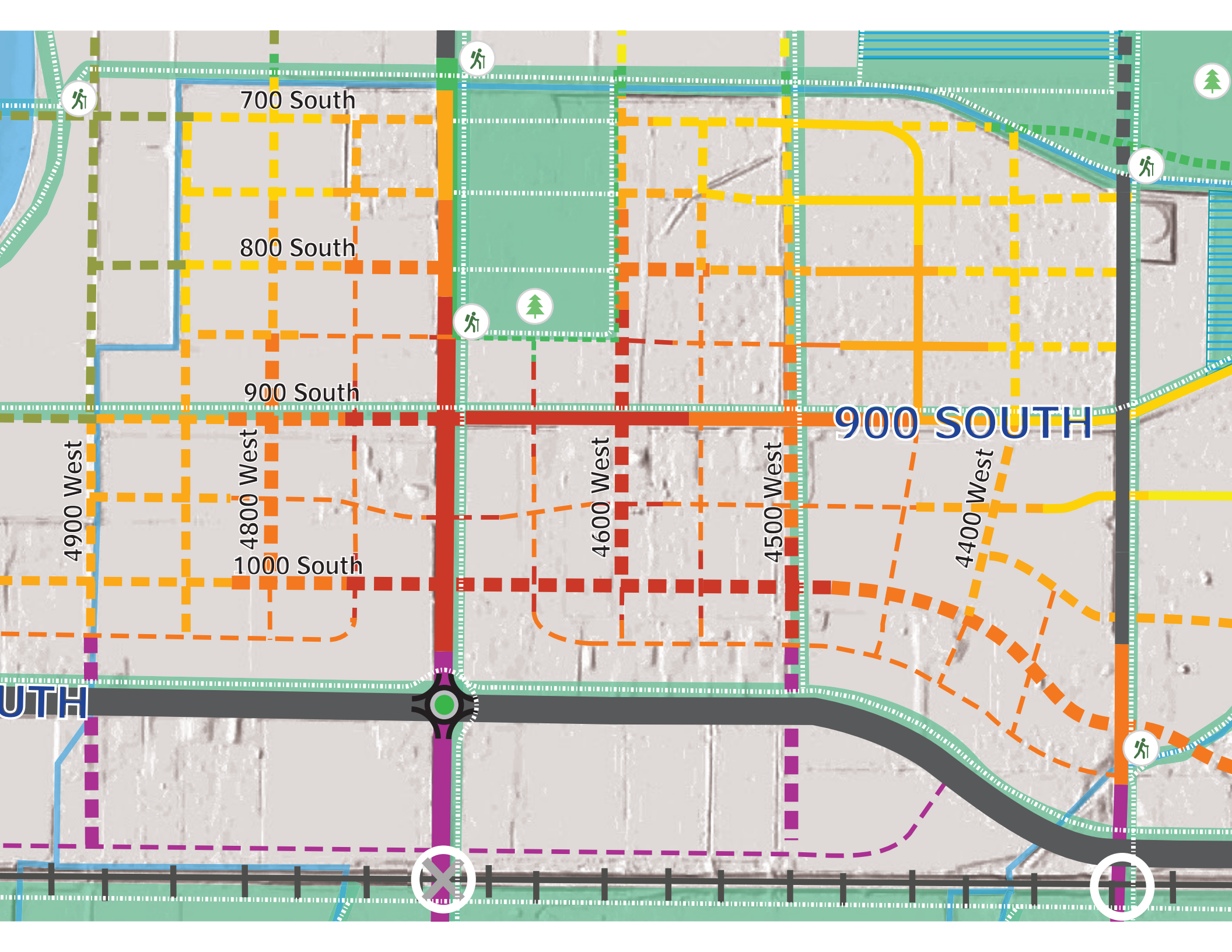
STREET TYPES AND AMENITIES

-  General Open Space
TDR sending.
-  Estate Lot Residential (ELR)
Single-family lot as small as 3 acres. TDR sending.
-  Rural Residential (RR)
Single-family lot as small as 40,000 sq. ft. TDR sending in WWPA and receiving in OVPA.
-  Large Lot Residential (LLR)
Single-family lot as small as 20,000 sq. ft. TDR receiving.
-  Medium-Large Lot Residential (MLLR)
Single-family lot as small as 12,500 sq. ft. TDR receiving.
-  Medium Lot Residential (MLR)
Single-family lot as small as 8,000 sq. ft. TDR receiving.
-  Small Lot Residential (SLR)
Up to four-family lot as small as 3,000 sq. ft. TDR receiving.
-  Multi-Family Residential (MFR)
Multi-family lot, height restrictions, no lot minimum. TDR receiving.
-  Mixed-Use Commercial (MUC)
Commercial at street level, multifamily and other uses above and behind, height restrictions, no lot minimum. TDR receiving.
-  Vehicle Oriented Commercial (VOC)
Same as MUC with special considerations for vehicle-oriented uses. TDR receiving.
-  Government/Institutional (G/I)
Same as VOC with special considerations for government and institutional uses. TDR receiving.
-  Limited Access Arterial or Collector Street
Access to street generally restricted to planned intersections.
-  Trails
Required trails.
-  Roundabout
Street roundabout.

COMMUNITY FEATURES

-  Long-Term Open Space
-  Park
-  Trailhead
-  Water Body





700 South

800 South

900 South

1000 South

4900 West

4800 West

4600 West

4500 West















4400 West

900 SOUTH




OUTH



STREET TYPES AND AMENITIES

-  **General Open Space**
TDR sending.
-  **Estate Lot Residential (ELR)**
Single-family lot as small as 3 acres. *TDR sending.*
-  **Rural Residential (RR)**
Single-family lot as small as 40,000 sq. ft. *TDR sending in WWP4 and receiving in OVPA.*
-  **Large Lot Residential (LLR)**
Single-family lot as small as 20,000 sq. ft. *TDR receiving.*
-  **Medium-Large Lot Residential (MLLR)**
Single-family lot as small as 12,500 sq. ft. *TDR receiving.*
-  **Medium Lot Residential (MLR)**
Single-family lot as small as 8,000 sq. ft. *TDR receiving.*
-  **Small Lot Residential (SLR)**
Up to four-family lot as small as 3,000 sq. ft. *TDR receiving.*
-  **Multi-Family Residential (MFR)**
Multi-family lot, height restrictions, no lot minimum. *TDR receiving.*
-  **Mixed-Use Commercial (MUC)**
Commercial at street level, multifamily and other uses above and behind, height restrictions, no lot minimum. *TDR receiving.*
-  **Vehicle Oriented Commercial (VOC)**
Same as MUC with special considerations for vehicle-oriented uses. *TDR receiving.*
-  **Government/Institutional (G/I)**
Same as VOC with special considerations for government and institutional uses. *TDR receiving.*
-  **Limited Access Arterial or Collector Street**
Access to street generally restricted to planned intersections.
-  **Trails**
Required trails.
-  **Roundabout**
Street roundabout.

COMMUNITY FEATURES

-  Long-Term Open Space
-  Park
-  Trailhead
-  Water Body